

A click-by-click guide to our virtual venue





the contentasia summit

Getting Around

www.contentasia.tv | www.contentasiasummit.com | www.contentasiaawards.com

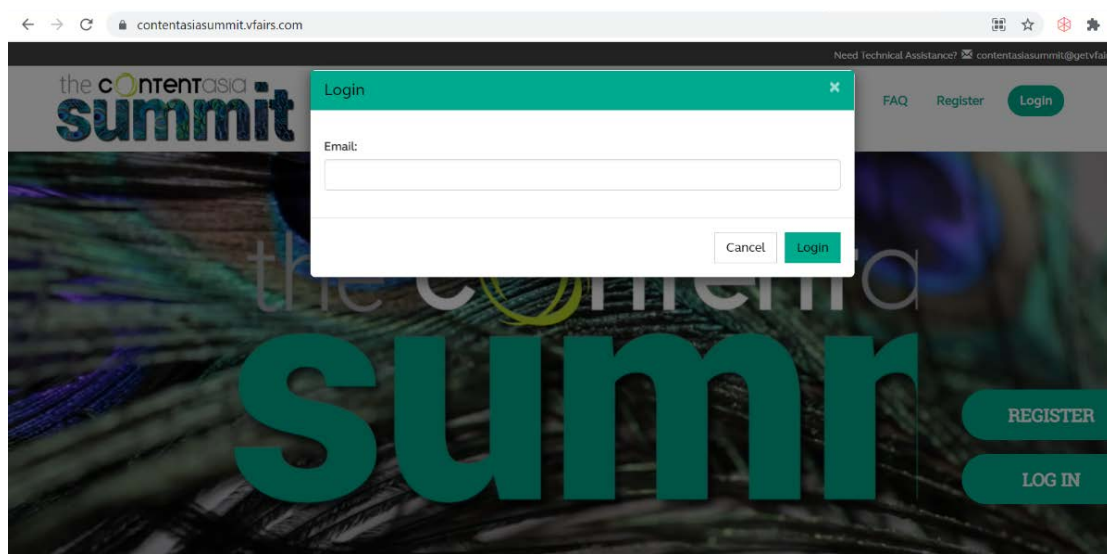

[f](#) [ig](#) [yt](#) [tw](#) [in](#) contentasia

Welcome to the ContentAsia Summit 2021

The landing page is at <https://contentasiasummit.vfairs.com>

Click on Register (if you are a first time user) or Login and enter your name & password to access the virtual environment. If you don't remember your password, you can get a new one via "forgot password".


The Landing Page



Great! You're in...

The Lobby

The first place you will land is the ContentAsia Summit Lobby. From the Lobby, you can navigate to the **Exhibition Hall** on the right to visit the stands, the **Auditorium** on the top right for the conference sessions, the **Suites** on the left, and the **Lounges** in the middle. Basically, click on where you want to go.



For example, if you click on the **Exhibition Hall** in the Lobby, you will be taken to...



the contentasia summit

Getting Around

www.contentasia.tv | www.contentasiasummit.com | www.contentasiaawards.com

[f](#) [ig](#) [yt](#) [tw](#) [in](#) contentasia

The Exhibition Hall



Click on any of the Stands and you will be taken inside the Stand, where you can make appointments, chat, browse catalogues, watch trailers or full episodes...



the contentasia summit

Getting Around

www.contentasia.tv | www.contentasiasummit.com | www.contentasiaawards.com

[f](#) [ig](#) [yt](#) [tw](#) [in](#) contentasia

CHAT: To chat with attendees and exhibitors, you can either click on the chat button from each Stand/Suite or you can click on the chat widget.



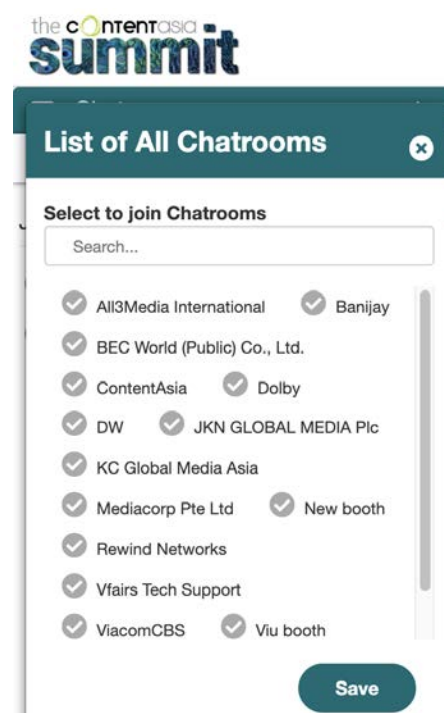
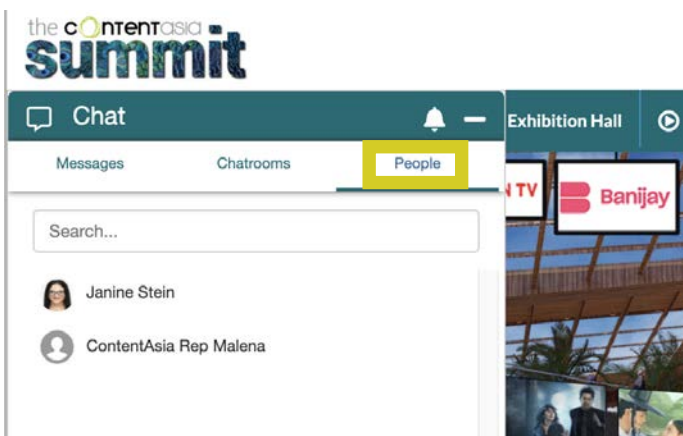
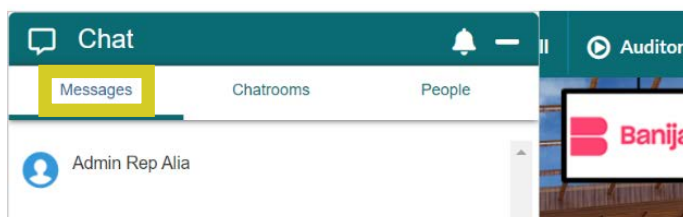
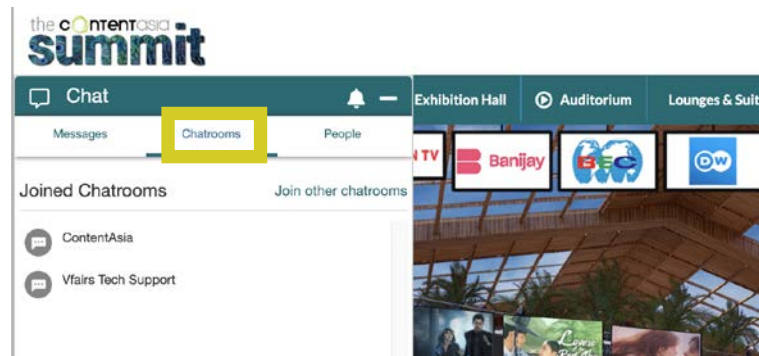
Once you access the chat widget, you will see...

Messages: Direct (private messages)

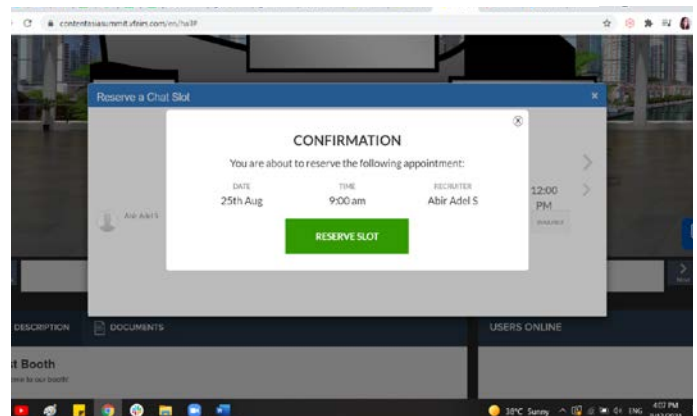
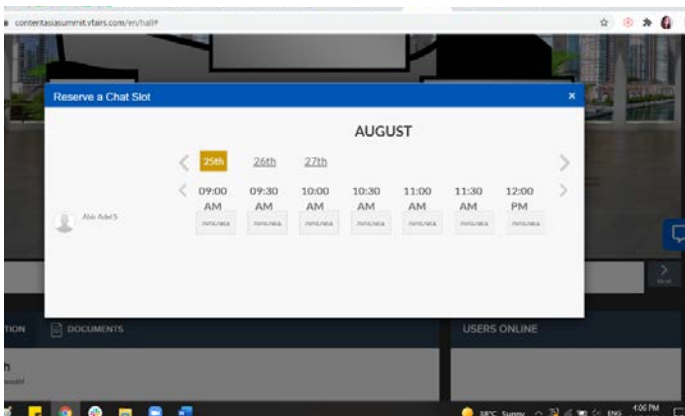
Chatrooms: All the chatrooms available (you can choose which rooms to join)

People: List of online users

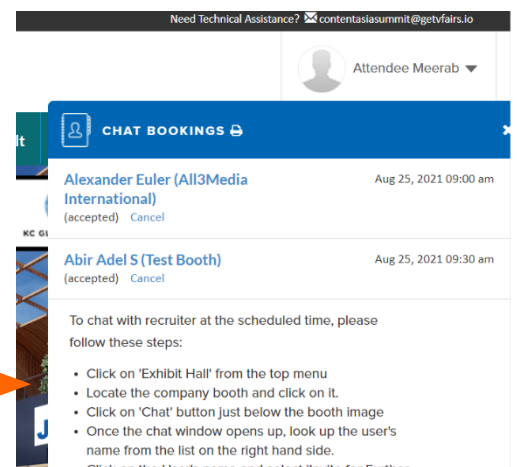
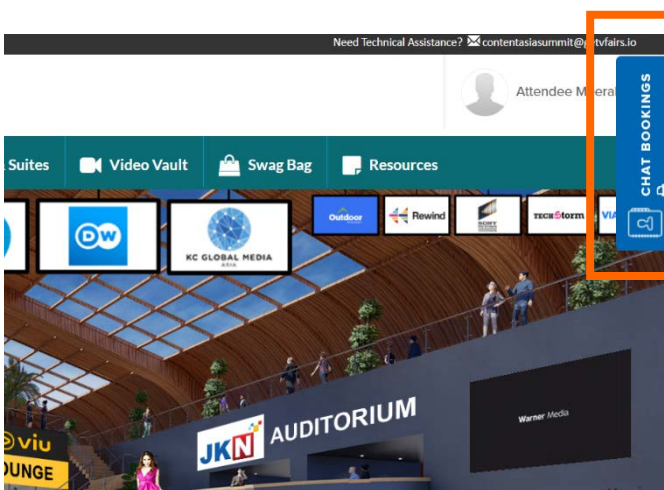
Bell sign: to enable/disable notifications.



MAKE APPOINTMENTS: You can reserve a chat slot with any Stand/Suite rep by clicking on this button to view their availability time.



Once you book an appointment, you will see a CONFIRMATION pop up. The Stand/Suite rep will receive an email and the widget will appear on screen for both of you to see.






the contentasia summit

Getting Around

www.contentasia.tv | www.contentasiasummit.com | www.contentasiaawards.com

[f](#) [ig](#) [yt](#) [tw](#) [in](#) contentasia

The Auditorium



INSIDE THE Auditorium... You can join and view all the LIVE Sessions/webinars by clicking on the middle screen.

This year's agenda will run in a linear stream from 10am to 5pm on Wednesday & Thursday and from 10am to 3pm on Friday.

All sessions will be available on demand from Friday until 27 September 2021.



the contentasia summit

Getting Around

www.contentasia.tv | www.contentasiasummit.com | www.contentasiaawards.com

[f](#) [ig](#) [yt](#) [tw](#) [in](#) contentasia

If you have any problems, help is just a click away...

The screenshot shows the 'the contentasia summit' app interface. The top navigation bar has 'Chat', 'Exhibition Hall', 'Auditorium', and 'Lounges & Suite'. The 'Chat' section is active, showing tabs for 'Messages', 'Chatrooms' (highlighted with a yellow box), and 'People'. Below the tabs, there's a 'Joined Chatrooms' section with a list of chatrooms: 'ContentAsia' and 'Vfairs Tech Support' (highlighted with a red box). A red line connects the 'Chatrooms' tab to the 'Vfairs Tech Support' chatroom. To the right of the chat interface, there's a preview of the exhibition hall with logos for 'Banijay', 'BEC', and 'DW'.

Have a great week!